














Eversys Cameo







KioCafé Cold Brew

SPECIFICATIONS


-  Throughput: 75-100 cups per hr
-  Running time: 24/7
-  Weight: < 1200 lbs
-  Dimensions: 69.5" (W) × 37" (D) × 78.6" (H)
-  Floor area: 20 ft²
-  Operating Environment:
Cold brew 110v 15A 1.7kW
Cameo 208V 30A 8.5kW
-  Scanner: QR Code
-  Payment Method: NFC (Contactless):
Apple Pay/Google Pay, Credit
card/EMV chip card/Magnetic stripe
card, Touchless Webflow, Mobile App
-  Food Safety: NSF standard
-  Electric Safety: UL, ETL standard
-  Equipment Material: materials direct
contact with food use 304 stainless
steel & PP materials which satisfy NSF

THIS CAFÉ SOLUTION COMBINES:

-  Coffee Machine: Eversys Cameo Espresso
Machine or KioCafé Cold Brew Unit
-  Robot: 6DOF Industrial Robotic Arm
-  Screen: High resolution video display and Dual
touchscreen LCD menu and order interface
-  Payment Reader: Ultra VXT Pro
Tap, swipe, and insert accepted
-  Connectivity: Built-in wireless modem
-  Monitoring and Reporting: Full Server
Telemetry Support

APPLICATIONS

HOTEL | AIRPORT |
CONVENTION CENTER | OFFICE
SUBWAY STATION | UNIVERSITY
| MICROMARKET | HOSPITAL



Contact Us



888-503-5988



www.kiocafe.com

Powered by:

