













Eversys Cameo








KioCafé Cold Brew

SPECIFICATIONS

-  Throughput: 60-75 cups per hr
-  Running time: 24/7
-  Weight:
Cold brew : 728 lbs
Cameo: 794 lbs
-  Dimensions: 61.4" (W) x 35.6" (D) x 71.2" (H)
-  Floor area: 16.2 ft²
-  Operating Environment:
Cold Brew: 110V 15A max 2.5kW
Cameo: 208V 30A max 6kW
-  Scanner: QR Code
-  Payment Method: NFC (Contactless):
Apple Pay/Google Pay, Credit card/EMV chip card/Magnetic stripe card, Touchless Webflow, Mobile App
-  Food Safety: NSF standard
-  Electric Safety: UL, ETL standard

THIS CAFÉ SOLUTION COMBINES:

-  Coffee Machine: Eversys Espresso Machine or KioCafé Cold Brew Unit
-  Screen: Built-in high resolution 8" touchscreen LCD menu and order interface
-  Payment Reader: Ultra VXT Pro Tap, swipe, and insert accepted
-  Connectivity: Built-in wireless modem
-  Monitoring and Reporting: Full Server Telemetry Support

APPLICATIONS

UNIVERSITY | AIRPORT | HOTEL
| CORPORATE CAMPUS |
MICROMARKET | OFFICE | GAS
STATION | HOSPITAL

Contact Us



888-503-5988



www.kiocafe.com

Powered by: